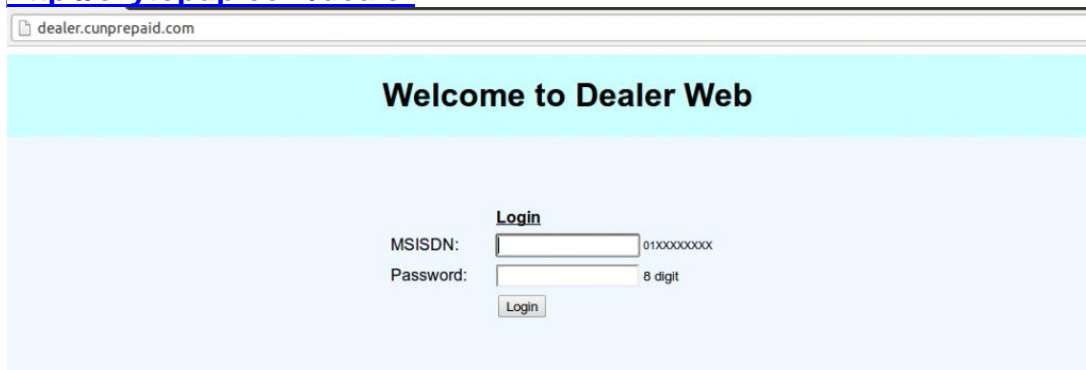


Dealer Guide

Pengaktifan akaun

1. Jika anda berjaya didaftarkan sebagai dealer, 1 SMS mengandungi password akan dihantar kepada no telefon anda.
2. Dalam masa 24 jam, anda perlu login di web portal untuk pengaktifan akaun anda. Klik – <http://ezytopup.com/dealer>



dealer.cunprepaid.com

Welcome to Dealer Web

Login

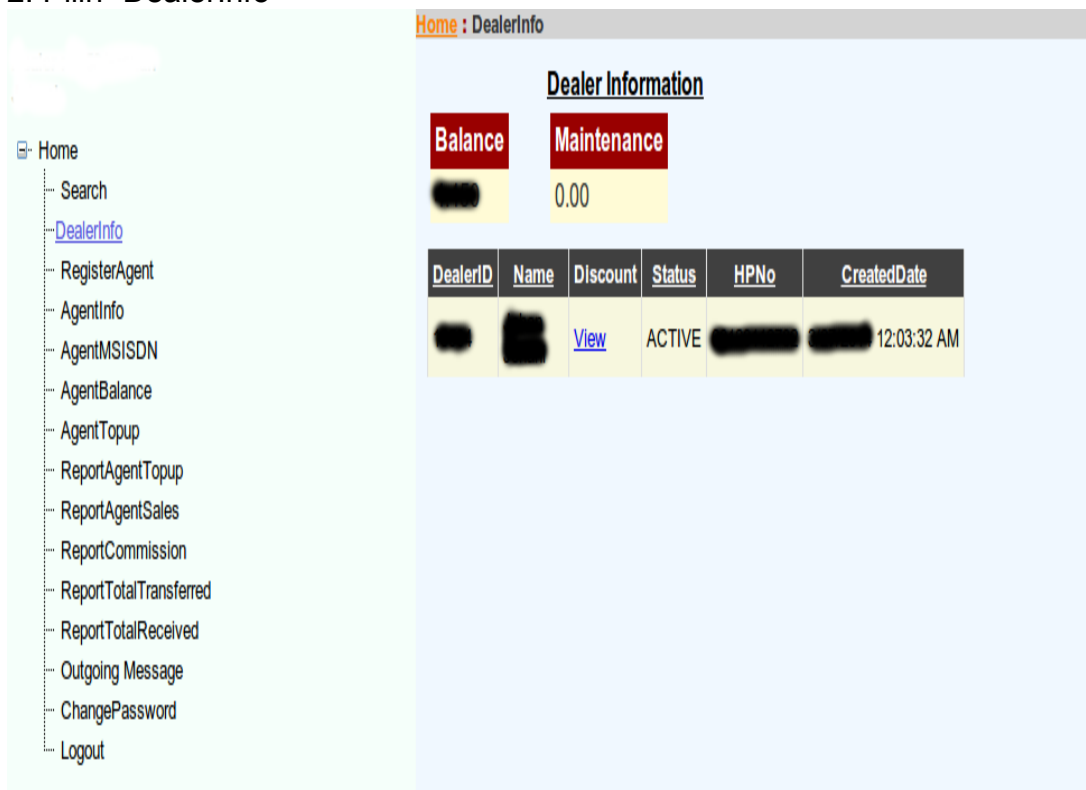
MSISDN:

Password:

3. Login ke web portal dan sila tukar password kepada password pilihan anda

Cara set komisen Reseller/Agent

1. Login di web portal Klik – <http://ezytopup.com/dealer>
2. Pilih “DealerInfo”



Home : DealerInfo

Dealer Information

Balance **Maintenance**

0.00

DealerID	Name	Discount	Status	HPNo	CreatedDate
		View	ACTIVE		12:03:32 AM

- Home
- Search
- DealerInfo
- RegisterAgent
- AgentInfo
- AgentMSISDN
- AgentBalance
- AgentTopup
- ReportAgentTopup
- ReportAgentSales
- ReportCommission
- ReportTotalTransferred
- ReportTotalReceived
- Outgoing Message
- ChangePassword
- Logout

3. Pilih “View”

4. “Discount” adalah komisen yang anda dapat sebagai dealer. Klik “Edit” pada Telco yang berkenaan dan tetapkan komisen untuk Reseller/agent anda di “DiscountTemplate”

AgentID	Telco	DiscountType	Discount	Rebate	Status	LastUpdateByMaster	DiscountTemplate
10001	DIGI	PERCENTAGE	0.00	0.00	ACTIVE	3/27/2014 12:03:32 AM	0.00
10002	UMOBILEBILL	FIXEDAMOUNT	0.00	0.00	ACTIVE	3/27/2014 12:03:32 AM	0.00
10003	BUZZME	PERCENTAGE	0.00	0.00	ACTIVE	3/27/2014 12:03:32 AM	0.00
10004	CELCOM	PERCENTAGE	0.00	0.00	ACTIVE	3/27/2014 12:03:32 AM	0.00
10005	DIGISSOCIAL	PERCENTAGE	0.00	0.00	ACTIVE	3/27/2014 12:03:32 AM	0.00
10006	CLIXSTERPIN	PERCENTAGE	0.00	0.00	ACTIVE	3/27/2014 12:03:32 AM	0.00
10007	MAXIS	PERCENTAGE	0.00	0.00	ACTIVE	3/27/2014 12:03:32 AM	0.00
10008	MERCHANTRADE	PERCENTAGE	0.00	0.00	ACTIVE	3/27/2014 12:03:32 AM	0.00
10009	MOLPIN	PERCENTAGE	0.00	0.00	ACTIVE	3/27/2014 12:03:32 AM	0.00
10010	UMOBILE	PERCENTAGE	0.00	0.00	ACTIVE	3/27/2014 12:03:32 AM	0.00
10011	DIGISIDD	PERCENTAGE	0.00	0.00	ACTIVE	3/27/2014 12:03:32 AM	0.00
10012	ITALKPIN	PERCENTAGE	0.00	0.00	ACTIVE	3/27/2014 12:03:32 AM	0.00
10013	DIGISABAHSARAWAK	PERCENTAGE	0.00	0.00	ACTIVE	3/27/2014 12:03:32 AM	0.00
10014	TUNETALK	PERCENTAGE	0.00	0.00	ACTIVE	3/27/2014 12:03:32 AM	0.00
10015	DIGIBROADBAND	PERCENTAGE	0.00	0.00	ACTIVE	3/27/2014 12:03:32 AM	0.00
10016	XOX	PERCENTAGE	0.00	0.00	ACTIVE	3/27/2014 12:03:32 AM	0.00
10017	DIGIBILL	PERCENTAGE	0.00	0.00	ACTIVE	3/27/2014 12:03:32 AM	0.00
10018	ALTEL	PERCENTAGE	0.00	0.00	ACTIVE	3/27/2014 12:03:32 AM	0.00
10019	TRON	PERCENTAGE	0.00	0.00	ACTIVE	3/27/2014 12:03:32 AM	0.00
10020	CELCOMBILL	PERCENTAGE	0.00	0.00	ACTIVE	3/27/2014 12:03:32 AM	0.00
10021	MAXISBILL	FIXEDAMOUNT	0.00	0.00	ACTIVE	3/27/2014 12:03:32 AM	0.00
10022	IDFLEXI	PERCENTAGE	0.00	0.00	ACTIVE	3/27/2014 12:03:32 AM	0.00
10023	DIGIINTERNET	PERCENTAGE	0.00	0.00	ACTIVE	3/27/2014 12:03:32 AM	0.00
10024	FRIENDIPIN	PERCENTAGE	0.00	0.00	ACTIVE	3/27/2014 12:03:32 AM	0.00
10025	REDTONEBILL	PERCENTAGE	0.00	0.00	ACTIVE	3/27/2014 12:03:32 AM	0.00

5. Klik “Update”

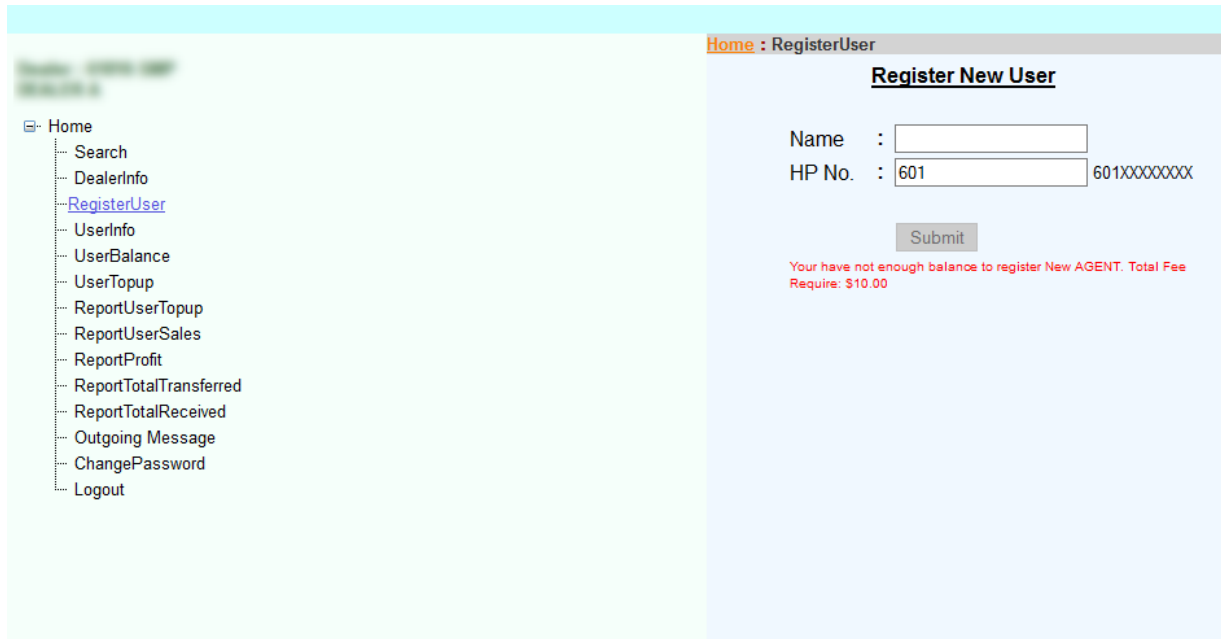
6. Teruskan tetapan komisen reseller/agen anda untuk semua Telco selesai.

PERHATIAN!

Untuk memudahkan anda, anda perlu menetapkan default komisen yang ingin diberikan kepada Reseller/agen sebelum anda mendaftarkan reseller/agen.

Cara Register Reseller/agent

1. Login di web server e-reload. Klik – <http://ezytopup.com/dealer>
2. Pilih “RegisterAgent”

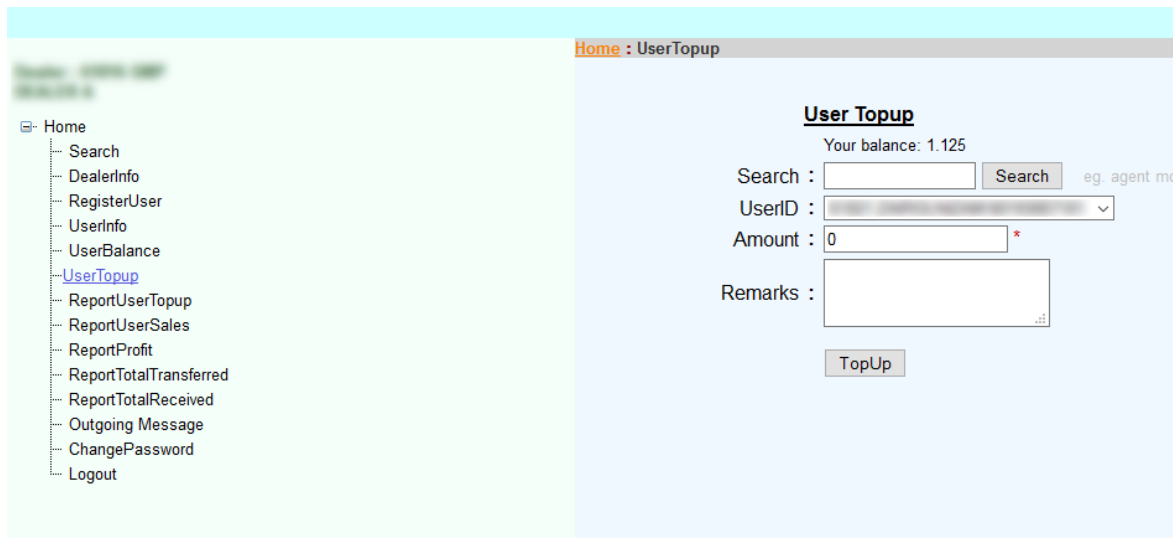


The screenshot shows a web interface for a dealer. On the left is a navigation menu with the following items: Home, Search, DealerInfo, RegisterUser (highlighted in blue), UserInfo, UserBalance, UserTopup, ReportUserTopup, ReportUserSales, ReportProfit, ReportTotalTransferred, ReportTotalReceived, Outgoing Message, ChangePassword, and Logout. The main content area is titled "Home : RegisterUser" and contains a "Register New User" form. The form has two input fields: "Name" and "HP No.". The "HP No." field contains the number "601" and is followed by a mask "601XXXXXXXX". Below the fields is a "Submit" button. A red error message is displayed below the button: "Your have not enough balance to register New AGENT. Total Fee Require: \$10.00".

3. Masukkan nama reseller/agen dan nomor handphone yang akan digunakan oleh agen
4. Semak nama dan sahkan nomor handphone agen
5. Klik tombol “Submit”
6. Jika pendaftaran agen berjaya, 1 SMS akan di hantar ke handphone agen anda.

Cara pindah modal topup kepada Reseller/agent

1. Login di web server e-reload. Klik – <http://ezytopup.com/dealer>
2. Pilih “userTopup”



The screenshot shows a web browser window with the URL <http://ezytopup.com/dealer>. The page title is "Home : UserTopup". On the left, there is a navigation menu with the following items: Home, Search, DealerInfo, RegisterUser, UserInfo, UserBalance, UserTopup (highlighted in blue), ReportUserTopup, ReportUserSales, ReportProfit, ReportTotalTransferred, ReportTotalReceived, Outgoing Message, ChangePassword, and Logout. The main content area is titled "User Topup" and displays "Your balance: 1.125". Below this, there is a search bar with a "Search" button and a dropdown menu for "UserID". The "Amount" field is set to "0" with a red asterisk next to it. There is a "Remarks" text area and a "TopUp" button at the bottom.

3. Pilih agen yang berkenaan.
4. Masukkan nilai topup yang dikehendaki.
5. Klik butang topup.
6. Semak dan pastikan agen yang hendak ditopup dan nilainya adalah tepat.
7. Klik topup.

PERHATIAN!

- Jika proses tambah nilai topup kepada agen berjaya, 1 SMS akan dihantar kepada agen. Anda boleh semak status SMS tersebut dengan memilih “Outgoing Message”.
- Anda juga boleh memindahkan / memasukkan nilai topup dengan menggunakan format SMS. Sila rujuk bahagian format SMS dan menggunakan format TT.